


## Year 2 Home Learning

Week 1, Wednesday 25th March - Friday 27th March

These activities are **OPTIONAL**.

<p><b><u>Maths</u></b>  <b>Hop like the Easter Bunny.</b>          Count how many hops you can do on each leg.</p>  <p>Which leg can you do more hops on?          Right or Left?</p>	<p><b><u>Design and Technology</u></b>          Design a pattern on an Easter Egg.</p>  <p>Think of the colours and shapes that you can use.          (Extra activity attached)</p>	<p><b><u>Writing</u></b>  <i>I saw the Easter Bunny run by, so I chased him and ...</i></p> <p>Write what happens next.</p> 
<p><b><u>Te Reo</u></b></p>  <p>What colour will you use on your easter eggs          Can you say it in te reo.          *Kupu attached</p>	<p><b><u>Do...</u></b>          None, One, Some          But <b><u>Remember...</u></b></p>  <p>Have <b><u>FUN</u></b> And <b><u>PLAY!</u></b></p>	<p><b><u>Reading</u></b>          Read a book in a different chair each day</p>  <p>Read the poem '<i>The Easter Bunny</i>' with someone at home.</p>
<p style="text-align: center;"><b><u>Online Learning Extras</u></b></p> <p>Reading</p> <ul style="list-style-type: none"> <li>• <a href="https://www.storylineonline.net/">https://www.storylineonline.net/</a></li> </ul> <p>Maths</p> <ul style="list-style-type: none"> <li>• <a href="https://nzmaths.co.nz/maths-our-house">https://nzmaths.co.nz/maths-our-house</a></li> </ul> <p>Extra Activities</p> <ul style="list-style-type: none"> <li>• <a href="https://www.twinkl.co.nz/">https://www.twinkl.co.nz/</a></li> </ul> <p>Phonics</p> <ul style="list-style-type: none"> <li>• <a href="https://vimeo.com/106231366">https://vimeo.com/106231366</a></li> </ul> <p>Fitness</p> <ul style="list-style-type: none"> <li>• <a href="https://www.youtube.com/channel/UC2YBT7HYqCbbvzu3kKZ3wnw">https://www.youtube.com/channel/UC2YBT7HYqCbbvzu3kKZ3wnw</a></li> </ul> <p>Please find below the instructions on how to access the school's <b>online library resources</b>.</p>		

# **The Easter Bunny**

Once I saw the Easter Bunny  
Come hop, hop, hop  
So I cried, "Dear Bunny,  
Will you stop, stop, stop?"

I ran to the window  
To say "How do you do?"  
But he shook his fluffy tail,  
And said "Happy Easter to you."

\*Draw the Easter Bunny, remember to include his fluffy tail and big ears.

# CRAYONS



















**10**









colour crayons labeled in Maori & English  
Made in Aotearoa. [www.justgreatdesign.com](http://www.justgreatdesign.com)

**GD** JUST  
GREAT  
DESIGN

# Can you complete the patterns?

-----  
Cut out and use to complete the patterns.

							
-----------------------------------------------------------------------------------	-----------------------------------------------------------------------------------	-----------------------------------------------------------------------------------	-----------------------------------------------------------------------------------	-----------------------------------------------------------------------------------	------------------------------------------------------------------------------------	-------------------------------------------------------------------------------------	-------------------------------------------------------------------------------------

# Saving Easter Board Game

## Instructions

### You will need:

- Saving Easter Game Board
- Counters
- Dice

### Did you know?

In the UK, around 80 billion Easter eggs are eaten each year!

### Before you play:

- This game is for 2-4 players.
- Cut out the dice and glue the tabs together to make a cube.
- Cut out the counters (one for each player).

### How to play:

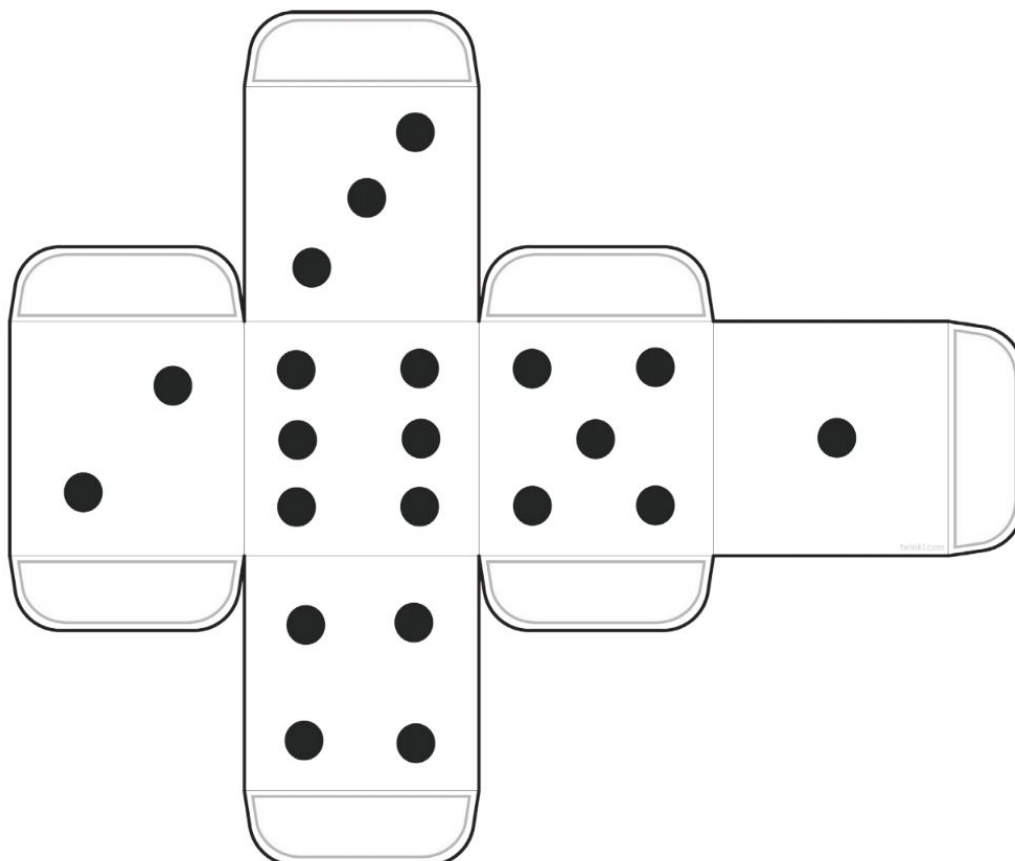
1. Place the counters at the start of the game, in the Easter Bunny's workshop.
2. Take it in turns to roll the dice and move around the board.
3. The first person to reach the Easter eggs is the winner!



twinkl.co.uk







## LIBRARY INFORMATION

### Digital Resources

We wanted to remind you that our school library can provide you with a wide variety of digital resources as well as our print collection.

To access these resources please visit our Library web page by following the link to our Library home page on the school's website or click [here](#).

- **Online Encyclopaedias**

Children can access two great online encyclopaedias which have fun quizzes and activities as well as reliable, current information. Look out for the **Britannica School** icon and the **World Book** icon on the Library web page.



We have a subscription to World Book which normally provides us just with access to **World Book Student** and **World Book Kids**, but World Book has generously given us access **extra resources** until the end of May so please do take a look.

- **E- Books and Audio- books** - Children can borrow e books and audio books from our Wheelers e-platform. You can get to this platform via the links on the school website, or on the Library home page or by clicking on the picture below;



Children can download these books from anywhere they have access to the Internet, provided they know their **borrower number and pin**. **These details will be emailed to you by your child's classroom teacher over the next**

**couple of days. Room 17 students already have their pin numbers. If you have lost this pin number, please email Mrs Allwood.**

- **Databases**

For research we also have access to a number of online databases, so the children can explore these too by clicking on links from the Library web page. These include National Geographic and Kids Infobits